

A Danville Weekly Publication • Spring 2008

Home & garden

Welcome to Jones Ranch 2008

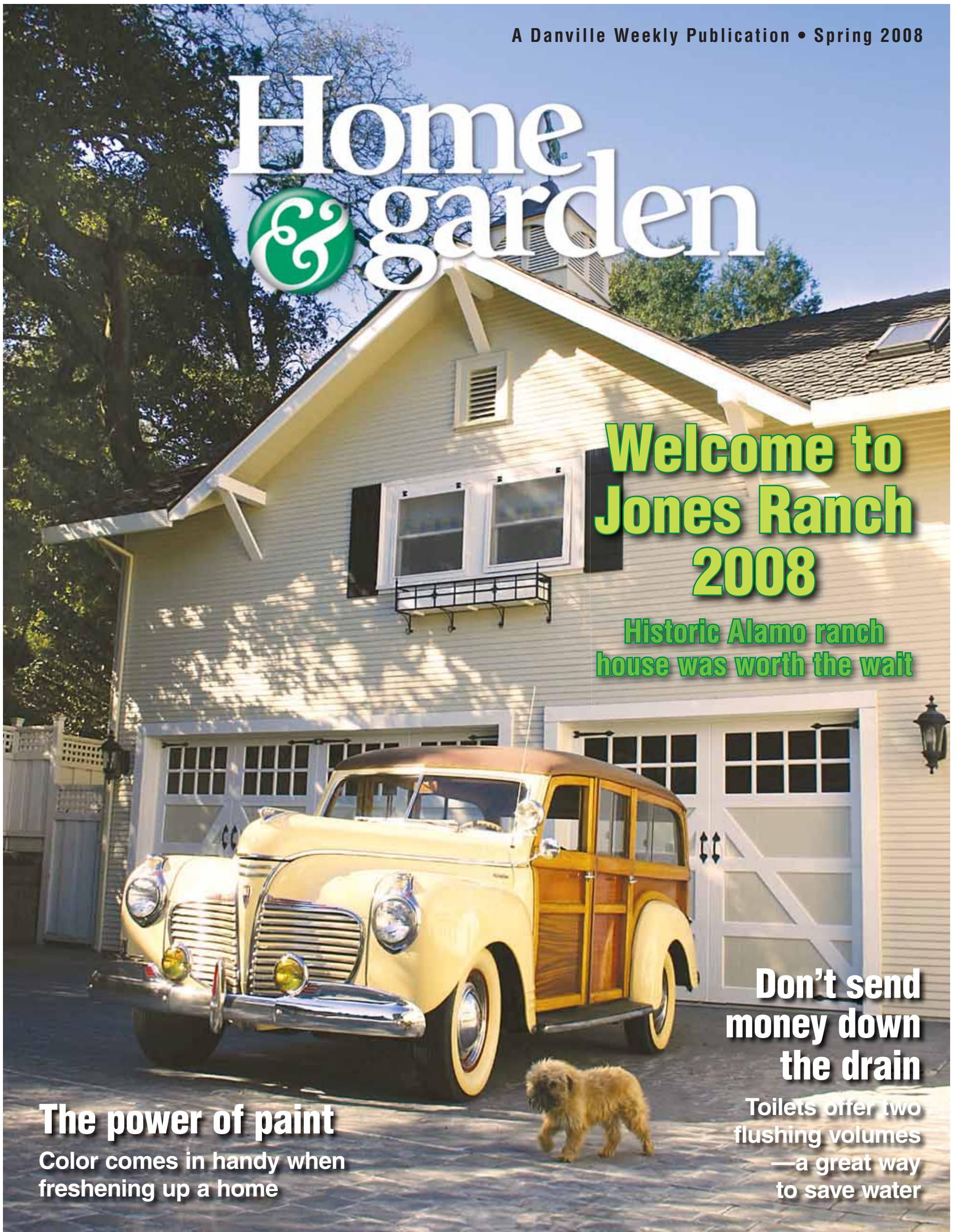
Historic Alamo ranch
house was worth the wait

Don't send money down the drain

Toilets offer two
flushing volumes
—a great way
to save water

The power of paint

Color comes in handy when
freshening up a home



AUTUMN

Landscape Maintenance

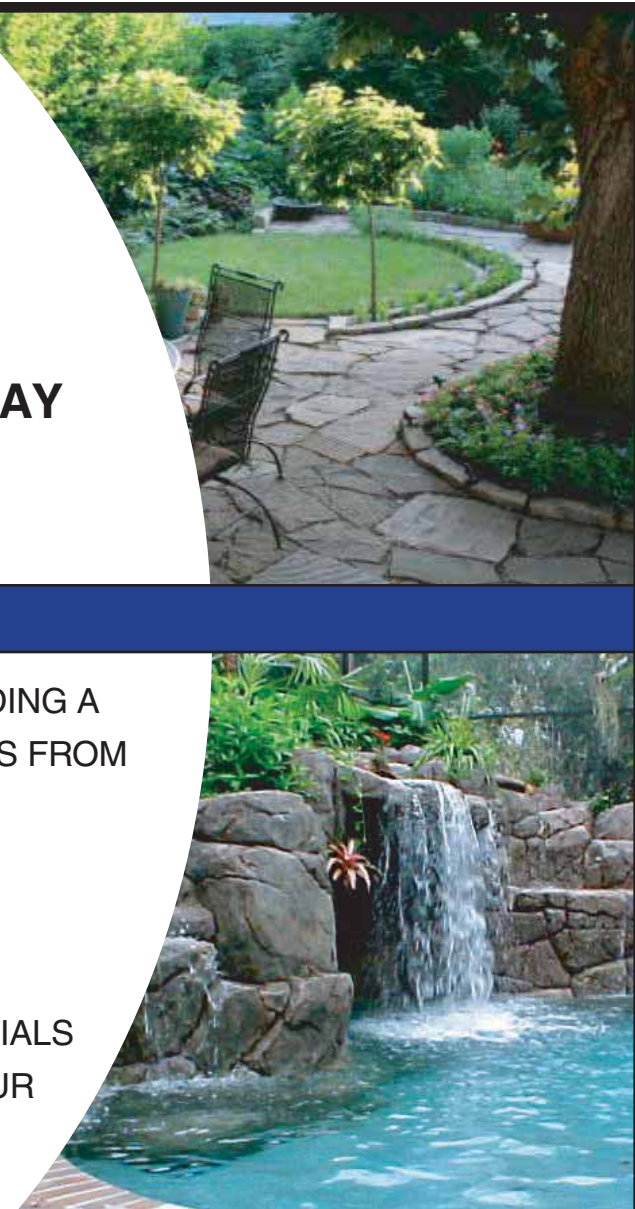
**3375 SUITE 30 - 405 PORT CHICAGO HIGHWAY
CONCORD, CALIFORNIA 94520
TEL : (925) 372-9050 FAX : (925) 372-9052**

AUTUMN IS A FULL SERVICE LANDSCAPE COMPANY CAPABLE OF PROVIDING A COMPLETE LINEUP OF LANDSCAPE SERVICES TO MEET ALL YOUR NEEDS FROM

- ALL LANDSCAPING AND IRRIGATION
- SWIMMING POOLS, SPAS, WATERFALLS AND PONDS
- OUTDOOR KITCHENS AND ENTERTAINMENT AREAS
- CHILDRENS PLAY AREAS AND SPORTS COURTS

AUTUMN LANDSCAPE CAN ASSIST YOU ON SELECTING THE BEST MATERIALS AND PROVIDE HIGH QUALITY INSTALLATION AND MAINTENANCE FOR YOUR LANDSCAPING FOR YEARS TO COME.

Lic #904719



**Is this the new
coffee table?**



Own Cool Furniture That Makes You Feel Proud
For Less Than You'll Pay For Furniture-In-A-Box.

Really.



San Mateo
650-577-8979
1888 S. Norfolk

Mtn. View/ LosAltos
650-917-8526
141 El Camino Real

Saratoga
408-871-8890
600 El Paseo de
Saratoga

San Rafael
415-456-2765
863 E. Francisco

Danville
(925) 866-6164
1901 Camino Ramon

Home & garden

Spring has arrived— and so has this special section

In the springtime, Lucrezia and Tommy Mota and their family enjoy their swimming pool, spa and outdoor kitchen surrounded by their beautiful garden in bloom, in the former Jones Ranch house built in 1919. This article includes photographs from inside and out the extraordinary home in west Alamo. This special section also features the latest water-saving idea in toilets, and a great way to deal with those problem areas in your grass. And spring might be a good time to turn your back yard into a peaceful sanctuary, as well as to freshen up your home with paint—and not just on the walls.

Dual flush toilets offer a choice

Don't send money down the drain 5

The power of paint

Color comes in handy when freshening up a home. 7

Welcome to Jones Ranch

The family's extensive antique collection looks right at home in the old Alamo ranch house 8



Pass on the grass

Creeping perennials provide a solution for problem areas. . . 13

A garden spot to soothe the soul

Create a harmonious environment in your own back yard. . . 15

Editor: Dolores Fox Ciardelli

Art Director: Shannon Corey

On the cover: Gizmo, a Brussels griffon, saunters by Tommy Mota's 1941 estate wagon, which enhances the ambiance of the old ranch house built in 1919; the detached garage has a game room over it, a place where the children can "make as much noise as they want." Photo by Shannon Corey.

315 Diablo Road, Suite 100
Danville, CA 94526
(925) 837-8300
www.DanvilleWeekly.com

Danville
W E E K L Y

A Natural Way to Lose Weight!

*Are you feeling sluggish and tired?
Ready to change your Diet?
Cleanse your liver, kidney and colon
Live your most optimal level of body function
You can attain these goals with the
TAHARA DETOX PROGRAM in one month!*

**LOSE 15 TO
30 LBS.
in 2 Weeks**

1. 8% to 15% (average 10%) of body weight will be lost with Internal Cleansing!
2. Serious ailments and medical conditions such as high cholesterol, hypertension, snoring, asthma, and allergies can be minimized or eliminated through this program!
3. Food intake is reduced by producing early satiety with a prolonged feeling of fullness!
4. Mind, Body & Spirit revitalization and rejuvenation benefits continue even after finishing the program!

**Time For...
Spring Cleansing!**



Tahara
Detox Weight Loss Center

(925) 249-9642

4725 First Street #270
Downtown Pleasanton

Visit www.taharacenter.com

**FREE
Consultation**

FREE (Typical Medical Office's Rate \$80)
**Body Composition
Analysis!**

relax.
east bay style.

Spring Sale
on now!



*On purchases of \$495 or more.



Save 30%
on all new
Backyard Adventure
playsets!

We've got summer all set for you and your kids.
Make the most of your outdoor space with our superb teak furniture,
while the kids have a blast on their new Backyard Adventures playstructure.

Terra Teak and Garden, we're all set for summer.



Mill Valley: 258 Redwood Highway [At Stinson Beach Exit next to Sea Planes] 415 331 1603
Walnut Creek: 2042 Mount Diablo Boulevard [Exit 24 at 680 interchange] 925 935 5553
Mountain View: 1064 West El Camino Real, Mountain View [El Camino Real at Castro Street] 650 969 2200
terrateakandgarden.com

*for all your
gifts and
decorating...*

Clower Creek

- candles
- home accents
- silk florals
- cards
- Lady Primrose
body lotion and
fragrances

670 Main Street
Downtown Pleasanton
(925) 462-0814

PLEASANTON PEOPLE'S
BEST OF
PLEASANTON
2007

PROFESSIONAL HANDYMAN & HOME REPAIR SERVICE

GentzConstructionInc

FOR YOUR BUILDING SOLUTIONS

Over 30 Years
Experience



\$25 OFF

Work of \$150 - 249

\$50 OFF

Work of \$250 - 499

\$100 OFF

Work of \$500 or More

- Kitchen & Bathroom Remodeling
- Carpentry & Crown & Trim
- Doors & Windows
- Electrical / Plumbing
- Drywall - Repairs & Texturing
- Dry Rot, Deck & Concrete
- Tile - Backsplash & Counters
- Paint
- WC & Liability Insured



Call Today! One Call Will Fix it All!
(925) 820-8883

CA Contractor's Lic. #336930



Don't send money down the drain

Toilets offers two flushing volumes—a great way to save water

When people think of wasting water, often the first thing that comes to mind is long showers or leaving the water running while brushing your teeth. But the real water guzzler in your home is the toilet.

Each household member flushes the toilet four or more times daily on average, accounting for more than 20 gallons of water used per person. If the toilets in the house were installed before 1994, that can mean up to 40 percent of the household's total use of water and a hefty chunk of the monthly water bill.

Today's newer models are more efficient, but there's another way to reduce water use even further. Caroma, an Australian company, offers dual flush toilets, a technology it introduced more than 25 years ago as a water-saving means for Australia, the earth's driest inhabited continent. It is an utterly plausible concept, with two buttons atop the tank to activate two different flushing volumes. This system allows bathroom-goers to choose using either a small volume for flushing liquids or a larger volume for solids.

"The water savings are humongous," said Melissa Prater, specialty assistant manager at Yardbirds Home Center in Alamo.

She said Yardbirds can special order dual-flush toilets but doesn't carry any in stock because the higher price means there isn't too much demand for them. A white dual-flush toilet goes for \$688 (\$900 for specialty colors) compared to about \$300 for a regular toilet. But with half the water per flush, people can end up saving money, said Prater. It's an investment.

On the Caroma models, the flushing volumes are 0.8 and 1.6 gallons per flush, the

lowest in the industry. Because of bathroom habits, the smaller volume typically would be used four times more than the larger flush. The choice thus gives a direct way to conserve water even further than on a single flush model. The increased water savings leads to significant financial savings as well.

The rest of the world now has caught on to this conservation-minded approach. Today, there are more dual flush toilets sold around the world than the single-flush models which predominate in North America. But, people here are starting to learn about and change to the two-button toilet.

"Everything's kind of going green so I can see the tides turning and us going more toward the lower water consumption," Prater said.

Water utilities around the globe are big proponents of dual flush technology. In fact, dual flush is credited with significantly decreasing water demand in Australia. Periodic drought there has caused critical water shortages, leading to severe water restrictions in major cities. Dual flush has helped ease this problem and could have similar positive effects in the United States.

A dual flush toilet should fit seamlessly into a home's decor and not require changes to a home's existing plumbing network. The look of Caroma's product line is very similar to traditional single-level toilets, but their efficiency and performance have allowed the brand to develop a worldwide reputation as the water-saving toilet that is nearly impossible to clog. That suits today's marketplace, which is increasingly willing to "go green," yet demands product performance too.

—Courtesy of ARAcontent
Meghan Neal contributed to this story.

DIABLO FLOORING, INC

WHERE SERVICE AND QUALITY MATTER



CARPET HARDWOOD LAMINATE TILE VINYL

FREE ESTIMATES

Exact pricing, no rough estimates

Residential/Commercial

Financing Available



Go Green
With Us!

(925) 426-RUGS (925) 426-7847

www.DiabloFlooring.com

5600-D Sunol Blvd, Pleasanton, CA 94566

CA License #898787

True Value®

Start Right. Start Here.

Bedding
Plants
Now
In Stock



You Pay 1.99

99¢

Your Choice
After \$1 Mail-In
Rebate Limit 4
per household



BARGAIN
of the month

**13W Compact
Fluorescent
Bulb**

Natural white or
soft white.
W 784 415, 296 B6
Consumer responsible for
taxes. While supplies last.

6.99
Your
Choice

True Value.

W 784 415, 296 B6
Consumer responsible for
taxes. While supplies last.



BARGAIN
of the month

**18" x 30" Coir
Doormats**

Coir-row center with
scrolled rubber edge.
Choose rectangles or
half-round.
W 367 474, 847 143 B6
While supplies last.

7.99

Quickie

W 687 866 F4
While supplies last.



BARGAIN
of the month

**24" Super
Bulldozer Push
Broom**

For indoor/outdoor
use. 5-yr. warranty.
W 687 866 F4
While supplies last.

Pleasanton


1807 Santa Rita Rd, Suite N

Phone (925) 846-0660

Corner of Valley and Santa Rita next to Sunshine Saloon

Life in
Perfect Detail

**BEST OF
PLEASANTON
2007**



Voted **Best Kitchen / Bath Remodeler** by the readers of Pleasanton Weekly

**KdC KITCHEN & BATH
GALLERY**

228 Railroad Avenue, Danville | 925-837-3680 • 3732 Stanley Boulevard, Pleasanton | 925-417-7453
www.kdckitchens.com

DIABLO OASIS POOLS
CUSTOM POOLS & REMODELS



(925) 513-8755
WWW.DIABLOOASISPOOLS.COM
LICENSE # 874273
FINANCING AVAILABLE

SPRING SPECIAL
FREE UPGRADE
TO COLORED LIGHTS
OR FREE ABALONE UPGRADE
WHEN YOU CHOOSE PEBBLETEK

Navlet's
GARDEN CENTERS SINCE 1885

Where experience makes a beautiful difference.

navletsgardens.com

Open seven days a week from 8:30 a.m. to 6:30 p.m.

tasty tomato
tempting price
(all season long)



97¢
4" pots.
Reg. \$1.79
wide selection to choose from

Plus!
Everything you need to grow tomatoes.



check out our "just tomatoes" class
with Buzz Bertolero - The Dirt Gardener
Saturday, March 29, 10am in Fremont
and 2pm in Pleasant Hill

<p>Concord 1555 Kirker Pass Rd. (925) 681-0550</p>	<p>Danville 800 Camino Ramon (925) 837-9144</p>	<p>Fremont 46100 Warm Springs Blvd. (510) 657-7511</p>	<p>Martinez 6740 Alhambra Ave. (925) 935-9125</p>	<p>Pleasant Hill 2895 Contra Costa Blvd. (925) 939-9000</p>
---	--	---	--	--

Page 6 • March 21, 2008 • Spring Home & Garden


The power of PAINT

Paint is powerful when it comes to giving a room a new look, and its impact can be seen on far more than just the walls. Other design elements in a room—from kitchen cabinets to tired furniture—can benefit from a fresh coat. Paint is a fast way to give a room a makeover.

Interior Designer Patricia McDonald, who worked on Sunset Magazine's Idea House in Alamo, says she has used paint creatively on cloth upholstery, tables and cabinets to give homes a fresh ambiance.

"I believe you don't have to have a lot of money to have a great-looking place. Color comes in handy," she said.

McDonald has used two contrasting paints—glossy and flat—to add depth and contrast to a dull kitchen.



"It brings a sparkle to the room," she said. Small paint projects are easy and accessible even for amateur painters, said Mike Bucci, a painting expert and inventor of the Painter's Pyramid.

Color comes in handy when freshening up a home

"Paint is a versatile and speedy tool for the do-it-yourselfer looking to update a room," he said.

Bucci offers the following suggestions for ways to use paint to quickly freshen a room's look—without ever touching brush to the walls:

• Kitchens

"Light-hued cabinets in top-quality woods are very much in vogue for kitchen updates," Bucci says.

Older kitchens, however, may have dark cabinets made of laminate-type materials that can't be refinished in a lighter tone. This project can be completed in a single day by removing the doors, painting both sides in a light, appealing color, using the Painter's Pyramids to paint all sides without waiting for the first side to dry, then reinstalling the doors after the paint has dried.

To finish the new look, replace dated hardware with more modern styles.

• Baths

If grungy grout and outdated colors are dragging down the appeal of your

ceramic tile, paint can reinvigorate the look of your bathroom. "Special paints are available that are specifically made for ceramic tile," Bucci points out. "They are waterproof and come in today's top designer colors."

Also, he adds, don't overlook the impact the bathroom mirror can have on the room's mood. If your current vanity mirror is just a slab of glass, adding a decorative, painted frame is a quick and easy way to impart elegance and pizzazz.

Tired bathroom cabinets can also benefit from a coat of paint, changing the entire look of your vanity without the expense of replacing countertops. For bathroom cabinets, apply the same painting process you would use in the kitchen.

• Living areas

Next, look at the furniture in your living areas. Often, homeowners find refinishing scuffed or worn wooden furniture is too laborious. Painting it, however, can be much simpler, and can create a big impact on a room's feeling of freshness. Painter's Pyramids are sturdy enough to hold large pieces of furniture while allowing easy access to the bottom edges of the furniture.

Don't forget the room's trim as well, from woodwork around doorways to the toe molding and baseboards. Repainting trim is less time-consuming than repainting walls, and freshening the design elements that anchor and crown your room can make the



To spruce up an older kitchen, remove the cabinet doors and paint both sides in a light, appealing color. Pyramids allow you to paint the second side before the first side is dry.

whole room look new, even if you do nothing else.

• Art projects

Finally, dress up your room's color with fresh art projects. Repainting or refinishing the frame on your favorite piece of art can punch up the artwork's impact on the room. And adding your own homemade handi-crafts, such as a ceramic vase or decorative platter, imparts your personal style to the room.

Speed the painting process and cut cleanup time by perching your painting project on a Painter's Pyramid. The durable plastic pyramids are specially designed with nonstick points that make minimal contact with the piece you are painting. This allows you to finish the project without waiting for part of it to dry before you can handle it. To learn more or order, visit www.painterspyramid.com.

—Courtesy of ARAcontent
Natalie O'Neill contributed to this story.



EXPERIENCE
Design
EXCELLENCE

Fine Furniture
Bernhardt, Century, Lane,
Hickory-White etc.
Save 20-30%

Custom Draperies
Swags, Valances,
Roman Shades
Save up to 25%

120 W. Linda Mesa Ave • Danville • 925.837.0997
www.indesign-interiors.com

Discover the Indesign difference—where Design becomes affordable!



The finest interiors begin with good taste. Good interior design doesn't have to be expensive, but mistakes always are! Let our designers help you avoid costly mistakes and help you find the right decorating solution!

HunterDouglas
SPRING SAVINGS!

Save up to \$200 on
Duette® Honeycomb Shades or
Vignette® Modern Roman Shades

Ask us for details today!
Sales runs March 1-May 31, 2008

Add Beauty With Tile & Natural Stone

Welcome

What home doesn't look and feel better after a little facelift? The good news is it can be affordable and less time-consuming than you might think. Find out how we can make your home improvement ideas come to life. Our design team and professional tradesmen deliver each job (small or large) with outstanding results.



Ken Frazier, Owner



www.fraziertile.com

925.648.7632



Lic. #646670

**DANVILLE
HARDWOOD
COMPANY**

**HARDWOOD
FLOORING
SPECIALIST
COMMITTED TO
INTEGRITY AND
QUALITY
CRAFTSMANSHIP**

OPEN 7 DAYS A WEEK **(925) 838-1311**

101 F Town & Country Drive, Danville

EMAIL: hardwoodmgmt@sbcglobal.net FAX 838-3093

CONTRACTOR'S LIC. NO 793612

Wel



The old Jones family farmhouse, built in 1919, stands distinctive amid the large, newer homes in the Jones Ranch neighborhood that surround it.



The family room has off-white beadboard walls and wooden shutters. The door to the right leads to the screened in porch.

come to 2008 Jones Ranch

story by Dolores Fox Ciardelli
photos by Shannon Corey

Historic Alamo ranch house was worth the wait

When Tommy Mota used to drop off his son at his friend's house on Via Romero in Alamo a few years back, he always noticed the charming old home on the corner across the street. It was set back from the road, surrounded by lawns, and had an old-fashioned wraparound porch.

"I grew up in an old house, in Oakland," said Mota, who was living in Danville at the time. "My parents were antique collectors."

The impressive home was an old Jones family ranch house, built in 1919 for James Cass Jones and his wife Flora May (Stone) Jones on Rancho Romero. A photo in "Be It Ever So Humble..." by Alamo historian Virgie Jones, whose husband Al was raised at the Jones ranch, shows the house in the early 1920s surrounded by vineyards.

"They picked this site for the artesian well," explained Mota, noting that he still uses the well water.

Jones chose the location well for the ranch house 90 years ago. It sits on a knoll with sweeping views of the Valley and Mount Diablo. In the early 1990s, Branagh Development created the Jones Ranch subdivision, building 22 homes and leaving the original homestead on a double lot.

Members of the Jones family lived in the



house until 1996, when it was sold to Bill and Barbara Ingram. The Ingrams redid the plumbing and electrical plus did extensive remodeling, including the master bedroom suite.

"We're the third owners," said Mota. "We moved in three years ago."

He and his wife Lucrezia have three children: Dominic, 11; Jake, 9; and Jenna, 8.

The house was built by Fred Burnett of Alamo to generous proportions with broad central hallways both upstairs and down, making it as gracious as the newer mansions

that surround it. The wraparound porch is screened on the southside and accessible from the family room, a feature Mota says his family uses a lot in the nice weather.

Originally the driveway was adjacent to the house on the north side and the stairs led from the driveway up to the porch. Now there is a detached garage behind the house with a driveway leading from Via Del Rey.

"We moved the stairs from the side to the front of the house," Mota said.

The large front door opens to a spacious entryway, where a chandelier hangs over a round antique table with a large bouquet of fresh flowers. Wooden doors with glass panels lead to the living room on the left and the formal dining room straight ahead; the stairway to the second story is on the right. The house is built of redwood—the framing, the interior of the walls and the exterior siding. The walls and windows are southern gumwood, and the floors are fir.

The entire house is decorated in period fashion, with comfortable furniture and antique accent pieces, some from Italy where Lucrezia was born. Music plays in speakers

► Continued on page 10



Top: The side of the house can be seen from the garden, where everything was blooming during the AAUW garden tour last May. To the right is the detached garage with a spacious playroom overhead.

Above, left: The outdoor patio has a complete kitchen, where everything is waterproof except the television that submerges into the counter. Right: The swimming pool was built in 1952, but the Motas completely redid it, adding a spa and statuary, as well as the cottage on the right they use as a workout room.

Far left: A closet off the family room has been made into a wet bar complete with a wine cellar.

Near left: The living room has kept the 1919 look with antiques from the collection of Tommy and Lucrezia Mota.

Jones Ranch

► Continued from page 9

throughout the house and yard, a system installed by the Ingrams.

Tommy Mota proudly points out the original features, such as the windows with their slightly wavy glass, and the original plaster in the dining room.

"I love old stuff," he says, pointing out an antique bicycle by the large stone fireplace in the living room. "It was an inheritance from my grandparents."

The adjacent family room is spacious, its off-white beadboard redwood walls matching the wooded window shutters. Bookshelves cover two walls, and a closet has been converted into a bar with wine storage.

"I'm thinking of a wine cellar in the utility room," Tommy said.

The house is actually four stories, Lucrezia noted, including the basement, which is a utility room, and the attic.

"We could make the attic a room," she said.

They also have laundry facilities upstairs.

Tommy and Lucrezia remodeled the kitchen, converting to gas and installing a large farm sink and granite counter tops. They had a custom glaze applied to the walls for an antique look until the cream-golden-brown color looked perfect.

"It made the kitchen pop out. Everything was white when we moved in," said Lucrezia. "And we added a mantle over the stove."

A long 1910 antique table serves as an island in the kitchen, which has a rooster theme—with ceramic roosters, rooster plates and a rooster backsplash behind the stove.

There is a second staircase in the back of the house, attesting to its original lifestyle with hired help, although the Mota family uses the back staircase as well as the front.

"It's the quickest way to the kitchen," said Tommy with a smile.

Upstairs the three children have bedrooms that reflect their interests: Dominic's room has a baseball theme; Jake's has red walls and airplanes; and Jenna's is painted a yellow-green with flowers above the molding, and a white canopy bed. Each of the rooms has a huge closet, designed for maximum storage of clothes, toys and miscellaneous.

The master suite overlooks the front of the house and the bathroom is state of the art with a whirl-



Above: The playroom over the garage has a state-of-the-art 60-inch television and a pool table. The decorations are vintage, including a coke machine and a juke box.

Clockwise from right: The gracious entryway leads through glass paneled doors to the living room at left and the formal dining room straight ahead; Dominic's bedroom is decorated in a baseball theme; the master bathroom features a whirlpool bathtub, double sinks and a double shower; the master bedroom has 19th century rosewood furniture from France and a gas fireplace surrounded by built-in cabinets.





Lucrezia and Tommy Mota remodeled the kitchen with gas appliances, granite counters and a large farm sink. It is decorated with rooster décor.

pool tub, double sinks and two shower heads. The modern interacts charmingly with old-fashioned touches such as glass doorknobs.

"Look at these hinges," Tommy said, pointing to an antique brass hinge on the closet door. "They have a lot of detail. The fixtures are beautiful."

An extra large storage space has been converted into a home office at the front of the house.

As spacious as the house is, a lot of living is done out back in the game room over the garage.

"It was built in the 1950s and I finished it off," said Tommy.

It has a complete bath and kitchen facilities so could be used as an in-law unit, Tommy said, but it serves for the children's recreation, with a 60-inch television and a pool table.

"They can watch movies and can make as much noise as they want," Tommy pointed out.

Here, too, nostalgia reigns—with an old Coca-Cola machine in one corner, a jukebox in another, a vintage gas pump, and an old-fashioned sled hanging on a wall. Skylights in the slanted roof provide soft lighting and the walls are also beadboard.

The backyard patio has a complete kitchen under a latticed covering. Everything is waterproof except a TV screen that recedes into the counter.

The pool was built more than 50 years ago. "It opened July 4, 1952," said Tommy.

The Motas redid the plumbing, added a spa, and installed solar panels on the adjoining changing rooms. On the opposite side of the yard, they added a workout room, appearing on the outside as a charming little cottage.

The home is surrounded by mature trees—deodar, cedar pines, maple and oak trees, as well as blooming plants and flowers.

"Only our house can have flowers,"



Lucrezia said, explaining that deer eat those in the neighboring yards. They assume it is because deer don't like the taste of plants watered by their well water, which contains calcium and sulfur.

Tommy especially likes the history of the cedars.

"They were brought to the back yard from the Jones property in Pinecrest, maybe in the 1930s or '40s," he said.

The Motas open up their yard each May for the American Association of University Women garden tour but even in February everything looks shipshape.

"We do our own maintenance," said Tommy.

This is a time-consuming job for each of them, but one they love after their years of waiting for their dream house to come on the market.

The Jones Ranch house has withstood the test of time, and the Motas have restored it to its former glory—and then some. ■

AFFORDABLE ONE DAY MAKEOVERS

Voted Best Landscape Designer
by Danville Weekly Readers

www.bigdogdesigner.com

FREE
1 hour design consultation
on or before 4-15-08
(925) 324-0729



A Garden of Special Delights for Your Home



- Best Place to Buy Gift
- Best Place to Buy Cookware



Shop Domus of Pleasanton Your Home Kitchen

652 Main St., Downtown Pleasanton
925 485 3077

HOURS: Sun-Th 10 AM-6 PM, Fri-Sat 10 AM-9 PM

HUGE FURNACE SALE

SAVE MONEY ON YOUR HEATING BILLS

Old furnaces will waste your hard earned dollars



Best Price Guaranteed.

**Help Your Environment
Go Green with *TRANE***

12 Months

No Interest • No Payments
On select systems and on approved credit

**16 Years of Honest,
Quality Service**

Danville & San Ramon Areas Since 1992

925-820-0866

• ALL TECHNICIANS FULLY TRAINED AND CERTIFIED •

• FULLY INSURED & BONDED •

Lic #639708

**AIR
Quest**

COMMERCIAL • RESIDENTIAL
SERVICE • INSTALLATION

Airquest is an independent contractor

**Furnace Winter Check Up
\$69.95**
Per System

Cannot be combined with other offers.



Alamo Painting



We have been painting houses
and commercial buildings in the
Diablo Valley for nearly 20 years.

Interior & Exterior Painting • Wood Finishing & Refinishing
Power Washing • Deck Restoration

Check us out at: www.Alamopainting.com
1-800-OK-ALAMO

Lic#793866

Remodel Your Bath in Just One Day!

- Beautiful DuraBath SSP bathtub liners & wall surround systems
- Tub to shower conversions
- Free in-home consultation

925-676-8422

1-800-BATHTUB (228-4882)

www.rebath.com

RE-BATH



by **SCHICKER**
LUXURY
SHOWER
DOORS

"The Refreshing Remodel"



*For Over 30 Years,
Quality Assured in Every Step*



HARDWOOD

LAMINATE

CARPET

VINYL

TILE

**Lifetime Installation Warranty
Free Estimates**

(925) 846-7600

3950-C Valley Ave
Pleasanton
www.silmarflooring.com

Hours: M-F 10am-5:30pm, Sat 10am-4pm

**SILMAR
FLOORING**
Residential • Commercial • Hospitality

Select Designs Furniture

Spanish/Mexican
Old World Style

We feature One-of-kind
furniture with rustic elegance!

- ❖ New collection of DOORS!
- ❖ Reclaimed Wood and fine
hardwoods for your custom
piece.

www.selectdesignsfurniture.com

876-8956



MENTION THIS
AD FOR 10% OFF

ONE CALL DOES IT ALL!

**CALL HOUSE PREP FOR ALL OF
YOUR CLEANING & RESTORATION NEEDS**



- POWER WASHING • GUTTER CLEANING
- DECK & FENCE RESTORATION
- CONCRETE SEALANT • ROOF & GUTTER REPAIR

(925) 946-2500



STEPABLES

Creeping perennials can be used in spots where it is tough to grow grass, such as between flagstones.

Pass on the grass

Creeping perennials provide a solution for problem areas

A welcoming, lush and green lawn is something to be proud of, but the challenges of maintaining such a lawn can be tough for the greenest thumb. Where traditional turf fails in the landscape, using creeping perennials is an alternative that is both ornamental and functional.

"Almost every homeowner has an area in the landscape where grass just won't grow," says Frances Hopkins, founder of Under A Foot Plant Co. "Creeping perennials provide the solution for these problem areas."

Creeping perennials should not be likened to common groundcovers, though it is easy to confuse the two.

"The difference is definitive," Hopkins says. "Groundcovers grow much larger at 12 to 24 inches and do not make for a pleasant walking surface. Creepers will grow only about 2 to 4 inches creating a pleasant, low visual plane typically associated with a lawn, plus they are sturdy enough to handle foot traffic."

Stepables, Hopkins' line of more than 140 creeping perennial varieties, provide solutions for troublesome landscapes.

"Creeping perennials have thousands of tiny, compact root nodes that firmly grasp the soil," Hopkins says. "As often as you step on them with the soles of your feet, they will vigorously take root; the more they are walked on, the faster they will creep across the landscape space."

Stepables plants can be purchased at Navlet's Garden Center on Camino Ramon.

Plant selection

First, it's important to decide how much you are going to use the planted area. "Foot traffic and function are among the most important considerations when selecting lawn replacement alternatives," Hopkins says.

This is why she has categorized Stepables into three usage groups—for light, moderate and heavy foot traffic areas. Light foot traffic means someone will be walking on the creeping perennials one to two times per week; moderate is one to two times per day; and heavy is three or more times per day. When choosing plants, the denser a plant, the more traffic it will take.

Therefore, a list of specific areas, including expected levels of walking and strolling, is a good, initial means to a successful change from grass to this type of planting. Curb appeal is another important consideration—improving a home's landscape and overall appearance.

"Think about the elements of decor—brick, slate, concrete, paint color and color schemes," Hopkins says. "Make plant choices

that work well with the surroundings."

With these considerations in mind, the next step is choosing the right plants for the area's environmental conditions. Hopkins says the No. 1 thing to look for is sun-to-shade ratio and where the light hits. Next, homeowners are able to find out their soil quality by taking a sample to a local garden center for analysis. Based on the results, garden center employees can help choose a soil amendment, which ideally should be something with excellent drainage. Correct drainage allows an appropriate amount of water absorption by the plant's roots, while permitting excess water to be drained away from the plant.

The turf transition

Making the transition from a conventional grass lawn to one with creeping perennials takes planning. Be sure you choose the proper plant for the area and function, and one that is readily available. Next, determine the density of the plants. Spacing them 12 inches apart, for example, will require fewer plants, but they will take a year or more to fill in and need a bit of maintenance. Spacing plants just 2 inches apart will require more plants, costing more. Deciding how densely to plant depends on how much money is in the budget and if instant gratification is a priority.

The next step is removing the sod, and tilling and amending the soil with high-drainage components. Once the bed is ready, consider placing a slow-release fertilizer at root level.

"Do not place fertilizer directly on the plant because this will burn the foliage," Hopkins says.

To avoid hand weeding, homeowners may opt to apply a ground cloth or pre-emergent herbicide, though creeping perennials naturally inhibit weeds. For best results, plant creeping perennials even or just above the soil line, but never below. Planting below the soil line will cause water to collect and, ultimately, drown the plants, Hopkins says.

Step on it

The final step is just that—gently step on each plant to set it in place and get it growing.

"Believe it or not, gently stepping on each new plant actually attaches the roots to the soil line. In about three days, little roots will emerge from the nodes," Hopkins says.

As with traditional lawns, the more thought, planning, effort and care that homeowners put into installing a bed of creeping perennials, the more it will pay off in the end.

—Courtesy of ARAcontent

ALEXANDRIA'S FLOWERS



3037 Hopyard Road
Hopyard Village
Shopping Center
Pleasanton
925-484-1149
ptownflowers.com

WHEN
ONLY THE
BEST WILL
DO!

SPRING IS RIGHT AROUND THE CORNER AND WE'VE BEEN BUSY FILLING THE SHOP WITH WONDERFUL HOME DECORATIVE TREASURES TO PLEASE THE MOST DISCERNING TASTE!

Quality – Variety – Creativity – Sophistication – Customer Service



As we come out of our hibernation, the juices begin to flow — and we emerge... new once again. Stop in + see what's emerging now — We'll help inspire your creative juice... ♡ Oh Spring ♡

in the old
Kottinger Barn
200 Ray St. Pleasanton
925-600-0460



**First Choice
Abbey Carpet & Floor**

no
payments
until
2009!

Has Expanded!

Shop at Home Service
Now Available

Carpet • Laminate • Hardwood • Window Fashions
Call 866-915-RUGS



www.firstchoiceabbeycarpet.com
Open Seven Days A Week

**Alpha
Construction**

Specializing in bathrooms,
kitchens, additions, decks,
recessed lighting, electrical
and general repairs.

**Free Estimates
and Affordable Pricing**

925.399.5735

alphaconstruction925@gmail.com

Serving the community
since 1978

License #350419





Go Green for Less!

*Brighten dark rooms
naturally!*

Brighten up dark bathrooms, closets, hallways, and kitchens by adding natural light to areas you never thought possible.

- Fits all roof types
- Professionally installed in two hours
- The more you buy, the more you save

- Interactive showroom with all sizes, accessories and options on display
- **NEW!** Designer Touches options now available
- 12 month same as cash financing available O.A.C.

Spring Special!

March 21–April 30

* Install by 3/31 for additional savings! *

**Buy 2
Save \$50**
**Buy 3
Save \$100**
**Buy 4
Save \$200**

Call for details.

**Starting
as low as
\$625
Installed**



SOLA BRITE

Premier  SOLATUBE Dealer
Innovation in Daylighting

Call now for a free in-home consultation!

925.600.1400

5729 Sonoma Drive, Suite H • Pleasanton

www.solabrite.com



Kitchens of *Diablo*

680 San Ramon Valley Blvd.
Sycamore Square (across from the Livery)
Danville • 925-831-9500
10am-5pm Monday-Saturday
www.kitchensofdiablo.com
Contractors Lic. #322951

**“Wow’s are
a reality...
at Kitchens
of Diablo!”**

Come experience...

Serenity
STONENWORKS
FOUNTAINS & DECOR

**15% OFF
Any Water
Fountain**
expires 4/30/08



- Water Fountains • Garden Street Lamps
- Statuary • Wrought Iron • Water Furniture
- Event Facility • Gift Certificates

252 Main Street, Downtown, Pleasanton • 925.462.9497
• Wednesday ~ Sunday • www.SerenityStoneworks.com



ARAcontent

A water element is important in a garden, whether it is a large pond or a small fountain.

How to turn your back yard into a retreat

Create a balanced atmosphere to soothe your soul

It is easy to know when you are out of your element. Intuition often tells us when our surroundings are out of place. With feng shui, the classic Chinese art of placement, a harmonious environment can bring balance to your life.

Turning a muddled back yard into a gentle haven is not only pleasing to the eye but soothing to the soul.

"Successful design incorporates the essential objectives of feng shui," recounts Karen Nowak, Academic Director of Interior Design at California Design College.

The ultimate goal of feng shui applied to the garden is to create an atmosphere that balances. You don't want a space that feels too frenzied or too lackluster. Curves in pathways encourage wandering and thoughtful reflection.

Open gates are welcoming to both guests and their energy. Populate your garden with colors that increase energy like reds, oranges and yellows or calming colors like violet or blue. And remove disorder. Nothing causes agitation more than an untidy environment.

It is important to represent the five elements when working with feng shui: water, wood, fire, earth and metal. Some of these lend themselves to the garden with ease. Dirt, clay containers and rocks denote the earth element. Trellis, benches and trees are suitable for the wood element.

Bring water into your garden by adding a pond, fountain or bird bath. Outdoor fireplaces, fire pits or lanterns represent fire. And metal sculptures, sundials or wind chimes signify metal.

Perhaps you want to draw wealth into your life. Planting fruit trees in the southeast area of your garden will encourage the money tree to be fruitful as well. Situating your back yard fire pit in the south promotes fame.

"All areas of life have harmonizing opposites. Your home and garden should pair spatial and design opposites to bring an

Feng shui gardening Q&A

I have a patch of weeds in my garden that look very pretty. I am tempted to keep them, but will they affect the chi in a negative way?

Absolutely not. If you like them, keep them. Weeds are a part of life and have a valuable part to play. Just do not let them grow out of control in your garden.

Our yard is always full of cats, and wasps in the summer. Why?

Cats and wasps are attracted to negative energy. Look for trees that are crooked or covered with ivy. Check walls for cracks or loose masonry. Check the grass for moss patches. If you find any of these defects, call a feng shui consultant. Or deal with it yourself by removing clutter and space clearing.

My wife likes the idea of a cottage garden, with a mass of rambling flowers and herbs. I would like something more formal. What do you suggest?

You could have a good structure, with some rambling plants within that order. The combination of expansion and structure is very powerful and beneficial (a mixture of Yin and Yang).

"Feng Shui in 10 Simple Lessons"
by Jane Butler-Biggs

equalized foundation," advises Nowak. Bring light to shady areas of the yard and balance entryways with plants or trees on each side.

It may not be easy to remove the clutter and stress from inside ourselves. Designing with feng shui principles is an easy way to provide that retreat and comfort that all back yard gardens can provide.

—Courtesy of ARAcontent

SPRING SPECIAL

Custom Storage Sheds



From \$2600⁰⁰
for 10' x 12'

- Costs less than other prefabricated options
- Match to your home's exterior style
- Can be finished for that additional space needed—Playroom, office, pool house, workout room



- Kitchen/Bath Remodeling • Room Additions & More
- "No job is too small"

(925) 330 - 0965

www.Ccalhounconstruction.com

Bus. Lic # 899014



Lic #765473

Turn Your Landscaping Dream Into Reality

Our 15 years of experience allow Mountain Valley Landscaping to implement stunning, long-lasting results at a fraction of the time and expense normally associated with high quality landscape projects.

- Design & Planning
- Site Preparation, Construction & Installation
- Water Features, Ponds, Fountains & Integrated Spas
- BBQs
- Dry Stream Beds
- Custom Lighting Features & Electrical
- Irrigation & Drainage
- Custom Plant Design & Selection



Free design consultation and estimate with this ad (\$500 value).

925.209.3503 • www.mvlandscape.com

TATTERED TREASURES

With Flair



*Specializing In European Furniture
& Unique Home Embellishments*

925.426.8844

MON-Fri 10-6 • Sat & SuN 11-5

5737 Valley Avenue, Pleasanton

in the hopyard village, corner of hopyard and valley



Revitalize both body and mind with an exhilarating shower. Whether it's an energizing start or a relaxing finish you crave, our innovative fixtures will produce an unforgettable showering experience. Customize your own sensory experience with nearly instantaneous temperature, adjustable sprays, and dramatic designs.

Don't miss our **APRIL SHOWERS** event!
Call Today for Details.

New Luxury Baths
BATH & KITCHEN SHOWROOM

(925) 443-BATH (2284)

1 East Airway Boulevard • Livermore

M-F: 9-5 SAT: 10-4

newluxurybaths.com

Siena Tile & Stone

BEAUTIFUL . ELEGANT . DISTINCTIVE



Ceramic Tile • Marble
Granite • Slate
Travertine • Limestone

Wide Selection
of Handmade Tile

**Complimentary
Design
Consultation**

4175 First Street
Livermore:

925.454.8583

2172 San Ramon Blvd., Ste. D
San Ramon:

925.831.8685

QUAKE-UP BAY AREA!

and PROTECT YOUR INVESTMENT!

with the new



**ONLY
\$299.00
INSTALLED COVERS
MOST INSTALLATIONS
EXP. 3/31/08**



Certified by state of CA.
30 yr. Warranty
Made in USA

The Fire-Stop Valve eliminates the potential of natural gas fires or explosions following a major earthquake (5.2 or greater) by automatically shutting off and disconnecting the natural gas supply to your home, outside at the utility meter.

**IT'S SIMPLE!
IT'S AFFORDABLE!
IT MAKES YOU AND YOUR NEIGHBORS SAFER!
ORDER YOURS TODAY!
YOU'LL FEEL GOOD ABOUT IT!**

We can't prevent earthquakes, but today, with this elegantly simple, and affordable technology, we can stop natural gas fires.

CALL 1-800-978-1220

www.firestopvalve.com

DON'T LEAVE YOUR HOME WITHOUT IT!

Manufactured by Seismic Safety products under a licensing agreement for Fire-Stop Valve, Inc. California State Law allows factory certified technicians to install these devices as non-license operators, not licensed by the contractors state license board. Bonded, Insured.

© 2008 Fire-Stop Valve Inc.